

The Retire Fund

Fund Update

Conservative Pool

For the year ended
31 March 2023

The Retire Fund

Contents

What is the purpose of this update?	3
Description of this fund	3
What are the risks of investing?	3
How has the fund performed?	4
What fees are investors charged?	5
Example of how this applies to an investor	6
What does the fund invest in?	6
Key personnel	7
Further information	7
Notes	7

This fund update was first made publicly available on 30 June 2023.

What is the purpose of this update?

This document tells you how The Retire Fund's Conservative Pool has performed and what fees were charged. The document will help you to compare the fund with other funds. The New Zealand Anglican Church Pension Board trading as Anglican Financial Care (the Board) prepared this update in accordance with the Financial Markets Conduct Act 2013.

This information is not audited and may be updated.

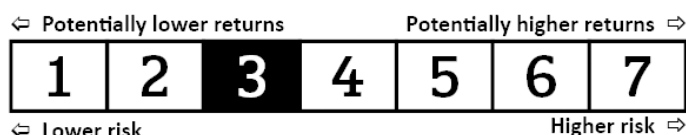
Description of this fund

The Conservative Pool invests solely in income assets (fixed interest, mortgages and cash). It is designed to have a low risk profile and to appeal to investors close to retirement (who consider they may not have enough time to ride out investment highs or lows) or are more risk averse.

Total value of the Conservative Pool:	\$1,851,531
Number of investors in the Conservative Pool:	44
The date the Conservative Pool started:	1 April 2004

What are the risks of investing?

Risk indicator for the Conservative Pool:



The risk indicator is rated from 1 (low) to 7 (high). The rating reflects how much the value of the fund's assets goes up and down. A higher risk generally means higher potential returns over time, but more ups and downs along the way.

To help you clarify your own attitude to risk, you can seek financial advice or work out your risk profile at www.sorted.org.nz/tools/investor-kickstarter.

Note that even the lowest category does not mean a risk-free investment, and there are other risks that are not captured by this rating.

This risk indicator is not a guarantee of a fund's future performance. The risk indicator is based on the returns data for the past 5 years. While risk indicators are usually relatively stable, they do shift from time to time. The risk indicator will continue to be updated in future fund updates.

The Retire Fund is closed to new members and so a product disclosure statement is not required to be issued.

Investment Risks

No investment is free from risk. The return on an investment carries a corresponding potential level of risk that you may lose some or all of the investment, receive negative returns or not receive a particular rate of return. Investments in the Conservative Pool are not guaranteed and the value of your investment in the Conservative Pool can go up or down.

Specific Risks

Some of the things that may cause the Conservative Pool's value to move up and down, which affect the risk indicator, are investment return risk, interest rate risk, manager risk, market risk and currency risk – see below for a summary of these risks.

- Investment return risk: The risk that assets in which we invest will under-perform (or be unable to pay dividends or distributions) due to poor management, competitive activity or specific economic factors.
- Interest rate risk: The risk that changes in interest rates may directly or indirectly affect investment returns (in particular from cash and fixed interest).
- Manager risk: The risk associated with how we choose to allocate investments in each fund and asset class from time to time (and investment decisions made by the managers of any underlying funds in which we choose to invest).
- Market risk: The risk of being affected by economic or regulatory events (including market sentiment, inflation, interest rates and employment), political events, environmental and technological issues or natural disasters.
- Currency risk: The risk that fluctuations in currency exchange rates will affect returns from overseas investments. We may seek to reduce this risk by entering into 'hedging' contracts to offset the impact of currency movements on investments held overseas.
- Liquidity risk: The risk of certain investments becoming illiquid, meaning we cannot sell assets when we want to, or can only sell them at a discount.

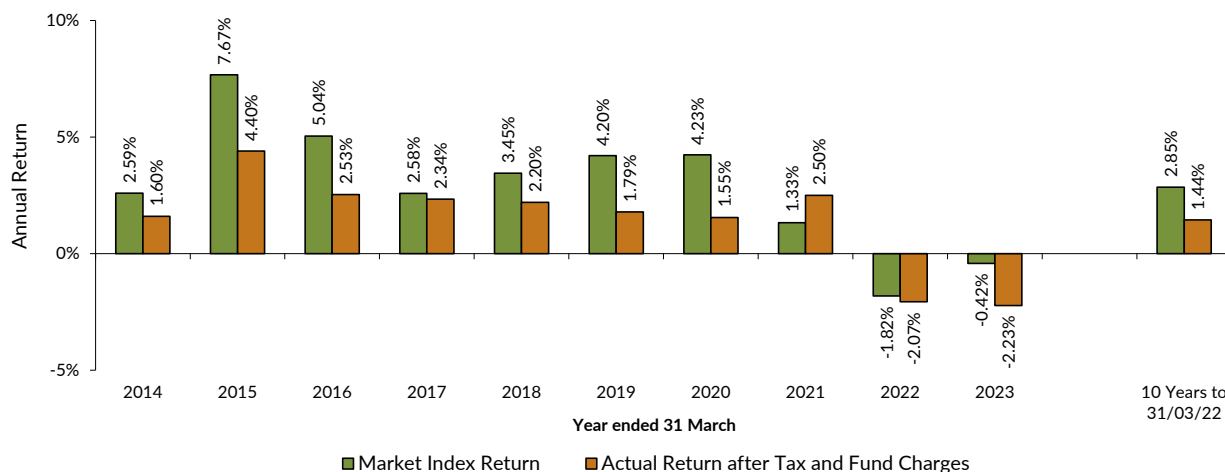
How has the fund performed?

	Average over past 5 years	Past Year
Annual return (after deductions for charges ¹ and tax)	0.29% pa	-2.23%
Annual return (after deduction for charges ¹ but before tax)	0.76% pa	-2.20%
Market index annual return (reflects no deduction for charges and tax)	1.48% pa	-0.42%

The market index annual return is based on a composite index comprising a mix of benchmark indices. More information on the benchmark indices used for each asset class is contained in the Statement of Investment Policies and Objectives (SIPO) for The Retire Fund.

A copy of the SIPO is available from www.angfincare.nz/resources-2/ or on the scheme register at the Companies Office www.disclose-register.companiesoffice.govt.nz/ under The Retire Fund.

Annual Return Graph



This shows the return after fund charges and tax for each of the last 10 years ending 31 March. The last bar shows the average annual return for the last 10 years, up to 31 March 2023.

Important: This does not tell you how the fund will perform in the future.

Returns in this update are after tax at the highest prescribed investor rate (PIR) of tax for an individual New Zealand resident. Your tax may be lower.

The market index return used in the above graph is before tax and fees.

What fees are investors charged?

Investors in the Conservative Pool are charged fund charges. In the year to 31 March 2023 these were:

	% of net asset value
Total fund charges	1.13%
Which are made up of:	
Total management and administration charges	1.13%
Including:	
Manager's basic fee	0.00%
Other management and administration charges	1.13%
Total performance-based fees	0.00%
Other Charges	
Other fees and costs	\$0

There are currently no transaction individual action fees (e.g. establishment, contribution, withdrawal, fund switching) or other fees charged to members.

The total annual fund charges¹ are calculated quarterly as a percentage of the expenses and costs associated with the management, administration and investment of the Conservative Pool.

Small differences in fees and charges can have a big impact on your investment over the long term.

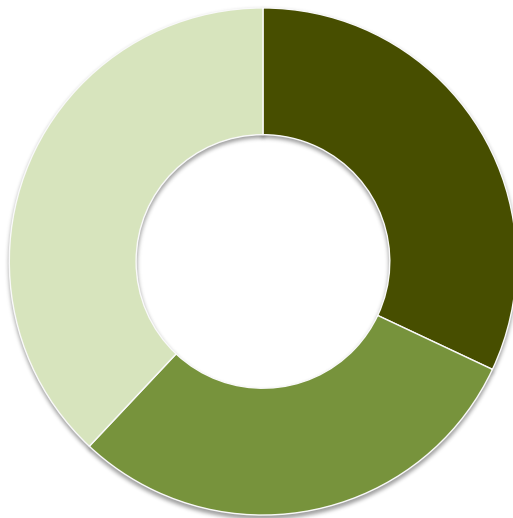
Example of how this applies to an investor

Thomas had \$10,000 in the Conservative Pool at the start of the year and did not make any further contributions. At the end of the year, Thomas incurred a loss after fund charges were deducted of \$223.18 (that is -2.23% of his initial \$10,000). Thomas did not pay any other charges. This gives Thomas a total loss after tax of \$223.18 for the year.

What does the fund invest in?

Actual investment mix

This shows the types of assets that the Conservative Pool invests in.



■ Cash and cash equivalents	32.00%
■ NZ fixed interest*	30.00%
■ International fixed interest	38.00%

* NZ fixed interest includes NZ mortgages (20.35%).

Target investment mix

This shows the mix of assets that the Conservative Pool generally intends to invest in:

- Cash and cash equivalents 30.00%
- NZ fixed interest 35.00%
- International fixed interest 35.00%

Top 10 investments

Name	% of Fund net assets	Type	Country	Credit Rating (if applicable)
Pimco Global Bond ESG Fund	24.15%	International fixed interest	Ireland	
Legg Mason Brandywine GOFI	7.39%	International fixed interest	Ireland	
Pimco GIS Global Bond Fund	6.37%	International fixed interest	Ireland	
ANZ-NZD Bank Accounts	2.58%	Cash and cash equivalents	NZ	
ASB Term Deposit – 11/07/23	1.46%	Cash and cash equivalents	NZ	AA-

NZ Government Stock – 15/05/31	1.41%	NZ fixed interest	NZ	AAA
BNZ Term Deposit – 14/06/23	1.05%	Cash and cash equivalents	NZ	AA-
BNZ Term Deposit – 06/07/23	1.05%	Cash and cash equivalents	NZ	AA-
BNZ Term Deposit – 28/04/23	1.05%	Cash and cash equivalents	NZ	AA-
BNZ Term Deposit – 25/10/23	1.04%	Cash and cash equivalents	NZ	AA-

The top ten investments make up 47.55% of the Conservative Pool.

Currency Hedging

The Cash and cash equivalents sector is 100% hedged to the New Zealand dollar. The International fixed interest sector is 100% hedged to the New Zealand dollar.

Key personnel

Name	Current position	Term	Previous position	Term
Brendan O'Donovan	Chair of Investment Committee	3 years, 10 months	Member of Investment Committee	3 years, 3 months
Simon Brodie	Chief Investment Officer / Investment Consultant	11 years, 11 months	Portfolio Management / Strategy, Tower Asset Management	23 years
Manher Sukha	Investment Manager	8 years, 10 months	Investor Relations Analyst, NZ Oil and Gas	1 year, 3 months
Andrew Johnson	Licensed Independent Trustee	1 year, 8 months	Head of Asset Consulting (NZ), Russell Investments	3 years, 8 months
Margaret Bearsley	Chief Executive	1 year, 6 months	Chief Executive, NZ Registered Architects Board	1 year, 1 month

Further information

You can also obtain this information and some additional information about The Retire Fund from the offer register at www.disclose-register.companiesoffice.govt.nz/.

Notes

1. Fund charges are the recovery of our actual expenses and costs for trusteeship, administration and investment management from fund assets. These expenses and costs also include a proportion of the Board's operating expenses and costs, Trustee meeting costs, fees payable for services by The Retire Fund's legal advisers and auditors, expenses such as printing and postage costs and a portion of the annual levy payable by the Board to the Financial Markets Authority

under the Financial Markets Authority (Levies) Regulations 2012. The actual expenses and costs charged to you will vary and will depend on the actual costs incurred in the operation of the Conservative Pool.

